
Switchback®





Find your fit

Achieving the perfect position maximizes ergonomics and minimizes fatigue or injury. With the press of a button, you can make our Switchback height-adjustable table elevate the way you work while ensuring it matches your unique needs.



California born and bred

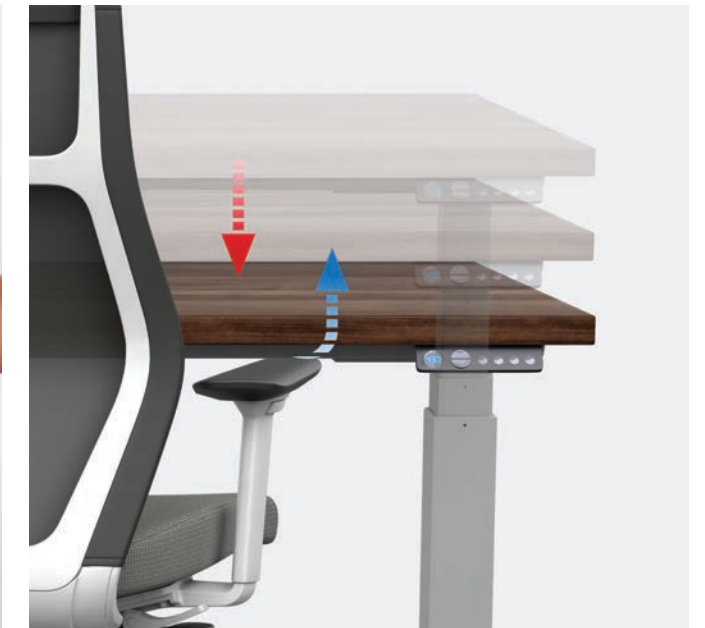
We're a leading manufacturer of commercial solutions in the U.S. — and #1 in task chairs. From tables and lounge to screens and more, we've been the go-to destination for comprehensive, build-to-order solutions for almost 25 years. We combine award-winning design with the fastest lead times around, and our design and planning services can turn product innovation into your space inspiration. We're able to build almost any specification you want, deliver it when you need it, and offer a level of value no one can match. It's all part of our indie California spirit and drive to be the one place you go for any (and every) space.

Endlessly versatile

You can configure your Switchback with a variety of leg, top and stage options. And when you bundle accessories, you create one of the most powerfully versatile workstation solutions around.



Reach new heights in seconds and enjoy gyro anti-collision technology from a patented sensor that stops (and retracts) Switchback when it contacts any object.





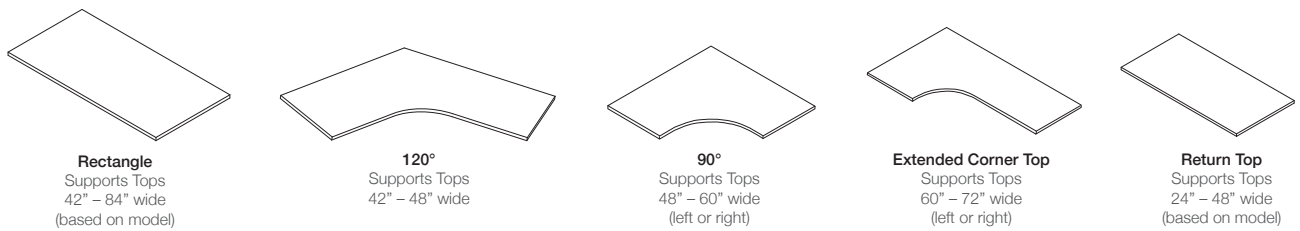
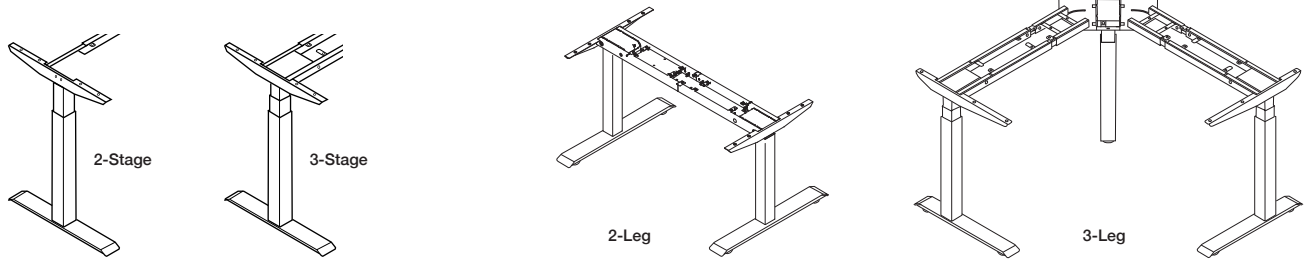
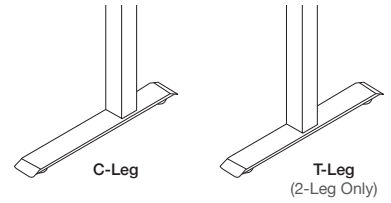
Switchback (and forth)

You can stand. You can sit. You can even perch using one of our active alternatives. However you step up to Switchback, you'll be ready to tackle work with essential ergonomics and enduring support.

Product comparison

	2-Stage	3-Stage	3-Leg
Programmable push-button controls	•	•	•
Gyro anti-collision	•	•	•
Ships in 2 business days (base only)	•	•	•
Lifetime structural warranty	•	•	•
7-year electrical warranty	•	•	•
Ultra-quiet 39 dB motor	•	•	•
11 different laminate tops	•	•	•
Three durable powder-coated finishes	•	•	•
C-leg option	•	•	•
T-leg option	•	•	•
Quick installation	•		•
Instant installation (partially preassembled)		•	
Meets G1 ANSI BIFMA certification		•	•
22.6" to 48.7" height range		•	•
Dual worksurface support beam		•	•

Options can vary based on Switchback version (leg combined with stage).



Tabletop finishes

GRADE 1



Table base options

