

# SITMATIC®

Executive, Conference & Lobby Seating



POSH



# SITMATIC®

## Large Scale Ergonomic Executive

POSH



*Ergonomic full-scale executive chair with Advanced Synchron control, adjustable angle headrest, air lumbar support, adjustable height and width armrests.*

**419 SY**



Panel arms with upholstered caps  
**419 SY CU**



Panel arms with soft poly caps  
**419 SY CP**



Adjustable height and width arms  
**419 SY**

# SITMATIC®

Mid Scale Ergonomic Executive

POSH



*Ergonomic mid-scale executive chair with Advanced Synchron control, adjustable angle headrest, air lumbar support, adjustable height and width armrests.*

**418 SY**



Panel arms with upholstered caps  
**418 SY CU**



Panel arms with soft poly caps  
**418 SY CP**



Adjustable height and width arms  
**418 SY**

# SITMATIC<sup>®</sup>

## High Back Desk/Conference

POSH



*High back Desk/Conference,  
Adjustable angle headrest,  
EZ-Tilt control, tension  
adjustable, upright tilt lock,  
pneumatic seat height,  
brushed aluminum base  
and arms.*

**429 EZ AA AB**



*Epoxy coated arms and base*  
**429 EZ**



*Brushed aluminum arms and base with  
upholstered inset strips*  
**429 EZ AA AB US**



*Epoxy coated arms and base with  
upholstered inset strips*  
**429 EZ US**

# SITMATIC®

Mid Back Desk/Conference

POSH



*Mid back Desk/  
Conference, EZ-Tilt control,  
tension adjustable,  
upright tilt lock,  
pneumatic seat height,  
brushed aluminum base  
and arms.*

**Model 428 EZ AA AB**



*Epoxy coated arms and base*  
**428 EZ**



*Brushed aluminum arms and base with  
upholstered inset strips*  
**428 EZ AA AB US**



*Epoxy coated arms and base with  
upholstered inset strips*  
**428 EZ US**



Posh Beam typical with 130° connecting table



*Cantilever guest chair*  
**422 BB**



*Jury base chair*  
**428 EZ JB**



*3 position beam*  
**4203 SA FA**



# SITMATIC®

## Features

### Chair Controls



**Advanced Synchron Control (SY)**  
State of the art synchronized motion with independent back angle adjustment, side actuated tilt tension and seat depth adjustment.



**Easy-Tilt Control (EZ)**  
A smooth riding, knee-tilt motion with tension adjustable, dual coil springs. Upright tilt-lock for close work.

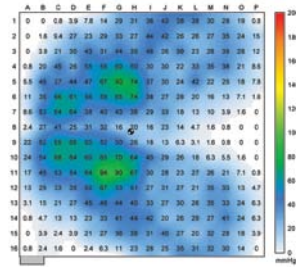


**XtremeDuty Control (XD)**  
Available on the desk version for plus size individuals. Knee hollow tilt with upright tilt lockout. Automotive torsion bar suspension.

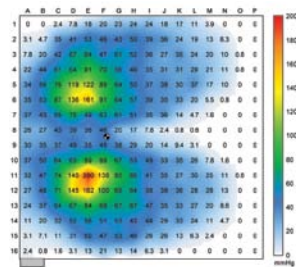
### Unique Posh Features



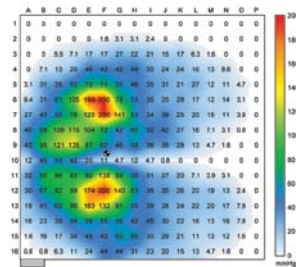
**PressureCast™ Foam**  
Ergonomic contouring of the seat shape and high-resiliency PressureCast™ foam result in the most supportive and comfortable seat cushions possible. Seating comfort is determined by how well the weight of the user is distributed over the seating surface. Uneven distribution causes pressure points that quickly become painful. The result is constant fidgeting by the user to relieve the pressure and loss of circulation. Compare the pressure maps to the right. Sitmatic's PressureCast foam distributes the user's weight evenly. The typical gel or mesh seat produces dramatic pressure points indicated by the yellow/red hot spots.



**Sitmatic Pressure Cast™ Foam**  
Even distribution of weight over seat



**Typical Gel-Foam Seat**  
Painful pressure points at buttocks



**Typical Mesh Seat**  
Painful pressure points at buttocks



**Rigid Steel Frame**  
This rugged chassis ensures durability that far exceeds wood or plastic.



**Cast Aluminum Base**  
The cast aluminum base is stronger and more durable than comparable plastic bases and is easier to recycle.



**Headrest Adjustment**  
An integrated adjustable headrest on high back models conforms to varying thoracic curvature.



**Green Check Certified**  
Posh chairs are independently tested to exceed Green Building Council's LEED-CI Indoor Environmental Quality Standards. IEQ 4.5 and may comply with MRS 5.0.

## Exceptional Range of Seating Solutions



**Management, Executive and Conference Seating**



**Task and Operational Seating**



**Occasional and Stacking Chairs**



**Auditorium and Public Seating**

For further information on our comprehensive range of seating please visit our website or call our toll free number. Specifications are subject to change without notice.

### Sitmatic

1800 Raymer Avenue  
Fullerton, California 92833

Tel: 800.288.1492  
714.888.2500

Fax: 714.888.2505

E-Mail: [Info@Sitmatic.com](mailto:Info@Sitmatic.com)

Website: [www.sitmatic.com](http://www.sitmatic.com)



Sitmatic seating is covered by our comprehensive lifetime structural warranty. Specifications are subject to change without notice.



Sitmatic seating has passed the stringent testing procedures established by; ANSI/ BIFMA and CAL 117.



Sitmatic literature is printed on certified recycled paper and paper from well-managed forests and controlled sources.



**Green Check Certified**

Our products are certified compliant for LEED-CI indoor environmental air quality. Choosing Sitmatic chairs for your work place contributes to a cleaner, safer, more sustainable environment.

Posh designed by Abadie Design